

A look at the OpenGL Code

OpenGL Programming Guide: Chapter 1: Introduction to OpenGL

<http://www.opengl.org/resources/code/basics.html>

Sample code (simplistic)

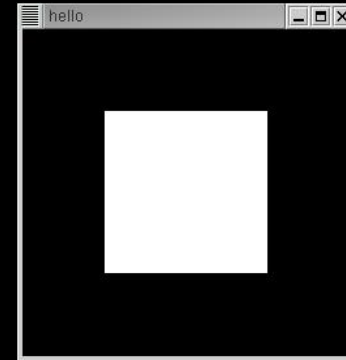
```
#include <whateverYouNeed.h>

main() {

    InitializeAWindowPlease();

    glClearColor (0.0, 0.0, 0.0, 0.0);
    glClear (GL_COLOR_BUFFER_BIT);
    glColor3f (1.0, 1.0, 1.0);
    glOrtho(0.0, 1.0, 0.0, 1.0, -1.0, 1.0);
    glBegin(GL_POLYGON);
        glVertex3f (0.25, 0.25, 0.0);
        glVertex3f (0.75, 0.25, 0.0);
        glVertex3f (0.75, 0.75, 0.0);
        glVertex3f (0.25, 0.75, 0.0);
    glEnd();
    glFlush();

    UpdateTheWindowAndCheckForEvents();
}
```



Sample code (simplistic)

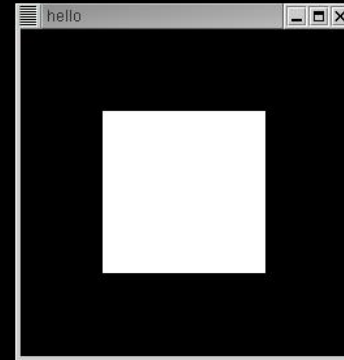
```
#include <whateverYouNeed.h>

main() {

    InitializeAWindowPlease();

    glClearColor (0.0, 0.0, 0.0, 0.0);
    glClear (GL_COLOR_BUFFER_BIT);
    glColor3f (1.0, 1.0, 1.0);
    glOrtho(0.0, 1.0, 0.0, 1.0, -1.0, 1.0);
    glBegin(GL_POLYGON);
        glVertex3f (0.25, 0.25, 0.0);
        glVertex3f (0.75, 0.25, 0.0);
        glVertex3f (0.75, 0.75, 0.0);
        glVertex3f (0.25, 0.75, 0.0);
    glEnd();
    glFlush();

    UpdateTheWindowAndCheckForEvents();
}
```



OpenGL does not do it!

Sample code (simplistic)

```
#include <whateverYouNeed.h>
```

```
main() {
```

```
    InitializeAWindowPlease();
```

```
    glClearColor (0.0, 0.0, 0.0, 0.0);
```

```
    glClear (GL_COLOR_BUFFER_BIT);
```

```
    glColor3f (1.0, 1.0, 1.0);
```

```
    glOrtho(0.0, 1.0, 0.0, 1.0, -1.0, 1.0);
```

```
    glBegin(GL_POLYGON);
```

```
        glVertex3f (0.25, 0.25, 0.0);
```

```
        glVertex3f (0.75, 0.25, 0.0);
```

```
        glVertex3f (0.75, 0.75, 0.0);
```

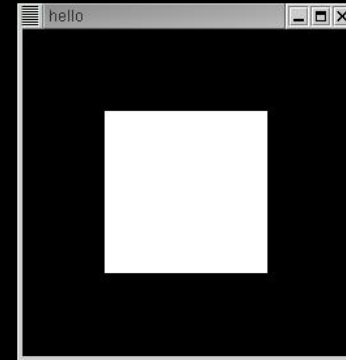
```
        glVertex3f (0.25, 0.75, 0.0);
```

```
    glEnd();
```

```
    glFlush();
```

```
    UpdateTheWindowAndCheckForEvents();
```

```
}
```



Clear color = black

Sample code (simplistic)

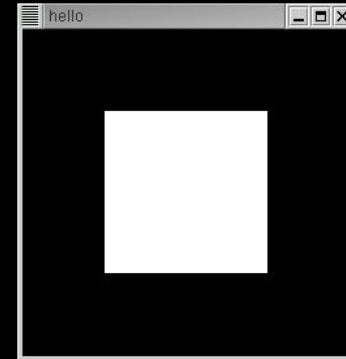
```
#include <whateverYouNeed.h>

main() {

    InitializeAWindowPlease();

    glClearColor (0.0, 0.0, 0.0, 0.0);
    glClear (GL_COLOR_BUFFER_BIT);
    glColor3f (1.0, 1.0, 1.0);
    glOrtho(0.0, 1.0, 0.0, 1.0, -1.0, 1.0);
    glBegin(GL_POLYGON);
        glVertex3f (0.25, 0.25, 0.0);
        glVertex3f (0.75, 0.25, 0.0);
        glVertex3f (0.75, 0.75, 0.0);
        glVertex3f (0.25, 0.75, 0.0);
    glEnd();
    glFlush();

    UpdateTheWindowAndCheckForEvents();
}
```



Clear color = black
Do the clearing

Sample code (simplistic)

```
#include <whateverYouNeed.h>
```

```
main() {
```

```
    InitializeAWindowPlease();
```

```
    glClearColor (0.0, 0.0, 0.0, 0.0);
```

```
    glClear (GL_COLOR_BUFFER_BIT);
```

```
    glColor3f (1.0, 1.0, 1.0);
```

```
    glOrtho(0.0, 1.0, 0.0, 1.0, -1.0, 1.0);
```

```
    glBegin(GL_POLYGON);
```

```
        glVertex3f (0.25, 0.25, 0.0);
```

```
        glVertex3f (0.75, 0.25, 0.0);
```

```
        glVertex3f (0.75, 0.75, 0.0);
```

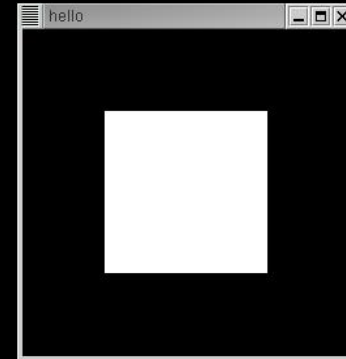
```
        glVertex3f (0.25, 0.75, 0.0);
```

```
    glEnd();
```

```
    glFlush();
```

```
    UpdateTheWindowAndCheckForEvents();
```

```
}
```



Current color = white

Sample code (simplistic)

```
#include <whateverYouNeed.h>
```

```
main() {
```

```
    InitializeAWindowPlease();
```

```
    glClearColor (0.0, 0.0, 0.0, 0.0);
```

```
    glClear (GL_COLOR_BUFFER_BIT);
```

```
    glColor3f (1.0, 1.0, 1.0);
```

```
    glOrtho(0.0, 1.0, 0.0, 1.0, -1.0, 1.0); Specify 3D view
```

```
    glBegin(GL_POLYGON);
```

```
        glVertex3f (0.25, 0.25, 0.0);
```

```
        glVertex3f (0.75, 0.25, 0.0);
```

```
        glVertex3f (0.75, 0.75, 0.0);
```

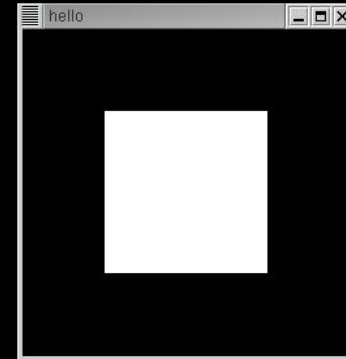
```
        glVertex3f (0.25, 0.75, 0.0);
```

```
    glEnd();
```

```
    glFlush();
```

```
    UpdateTheWindowAndCheckForEvents();
```

```
}
```



Sample code (simplistic)

```
#include <whateverYouNeed.h>
```

```
main() {
```

```
    InitializeAWindowPlease();
```

```
    glClearColor (0.0, 0.0, 0.0, 0.0);
```

```
    glClear (GL_COLOR_BUFFER_BIT);
```

```
    glColor3f (1.0, 1.0, 1.0);
```

```
    glOrtho(0.0, 1.0, 0.0, 1.0, -1.0, 1.0);
```

```
    glBegin(GL_POLYGON);
```

```
        glVertex3f (0.25, 0.25, 0.0);
```

```
        glVertex3f (0.75, 0.25, 0.0);
```

```
        glVertex3f (0.75, 0.75, 0.0);
```

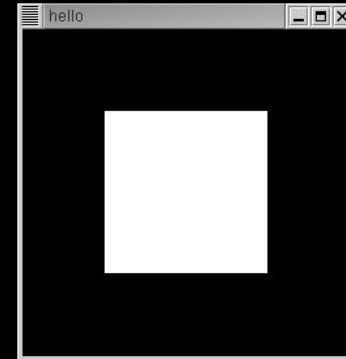
```
        glVertex3f (0.25, 0.75, 0.0);
```

```
    glEnd();
```

```
    glFlush();
```

```
    UpdateTheWindowAndCheckForEvents();
```

```
}
```



Start polygon definition

Sample code (simplistic)

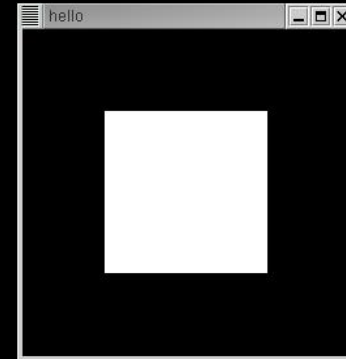
```
#include <whateverYouNeed.h>

main() {

    InitializeAWindowPlease();

    glClearColor (0.0, 0.0, 0.0, 0.0);
    glClear (GL_COLOR_BUFFER_BIT);
    glColor3f (1.0, 1.0, 1.0);
    glOrtho(0.0, 1.0, 0.0, 1.0, -1.0, 1.0);
    glBegin(GL_POLYGON);
        glVertex3f (0.25, 0.25, 0.0);
        glVertex3f (0.75, 0.25, 0.0);
        glVertex3f (0.75, 0.75, 0.0);
        glVertex3f (0.25, 0.75, 0.0);
    glEnd();
    glFlush();

    UpdateTheWindowAndCheckForEvents();
}
```



Start polygon definition

List vertices

Sample code (simplistic)

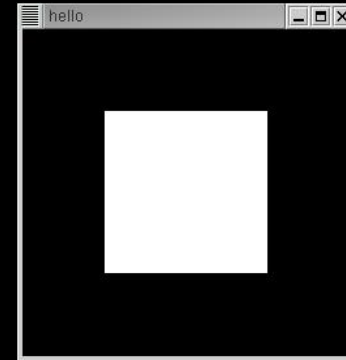
```
#include <whateverYouNeed.h>

main() {

    InitializeAWindowPlease();

    glClearColor (0.0, 0.0, 0.0, 0.0);
    glClear (GL_COLOR_BUFFER_BIT);
    glColor3f (1.0, 1.0, 1.0);
    glOrtho(0.0, 1.0, 0.0, 1.0, -1.0, 1.0);
    glBegin(GL_POLYGON);
        glVertex3f (0.25, 0.25, 0.0);
        glVertex3f (0.75, 0.25, 0.0);
        glVertex3f (0.75, 0.75, 0.0);
        glVertex3f (0.25, 0.75, 0.0);
    glEnd();
    glFlush();

    UpdateTheWindowAndCheckForEvents();
}
```



Start polygon definition

List vertices

End polygon definition

Sample code (simplistic)

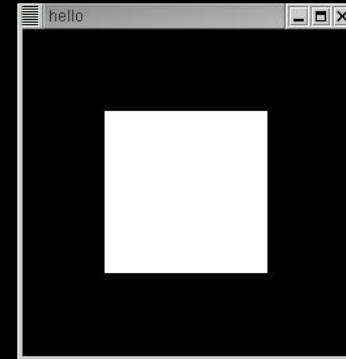
```
#include <whateverYouNeed.h>

main() {

    InitializeAWindowPlease();

    glClearColor (0.0, 0.0, 0.0, 0.0);
    glClear (GL_COLOR_BUFFER_BIT);
    glColor3f (1.0, 1.0, 1.0);
    glOrtho(0.0, 1.0, 0.0, 1.0, -1.0, 1.0);
    glBegin(GL_POLYGON);
        glVertex3f (0.25, 0.25, 0.0);
        glVertex3f (0.75, 0.25, 0.0);
        glVertex3f (0.75, 0.75, 0.0);
        glVertex3f (0.25, 0.75, 0.0);
    glEnd();
    glFlush();

    UpdateTheWindowAndCheckForEvents();
}
```



Flush the buffer

Sample code (simplistic)

```
#include <whateverYouNeed.h>

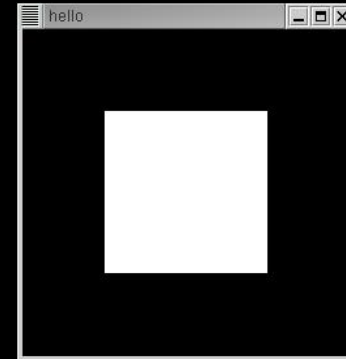
main() {

    InitializeAWindowPlease();

    glClearColor (0.0, 0.0, 0.0, 0.0);
    glClear (GL_COLOR_BUFFER_BIT);
    glColor3f (1.0, 1.0, 1.0);
    glOrtho(0.0, 1.0, 0.0, 1.0, -1.0, 1.0);
    glBegin(GL_POLYGON);
        glVertex3f (0.25, 0.25, 0.0);
        glVertex3f (0.75, 0.25, 0.0);
        glVertex3f (0.75, 0.75, 0.0);
        glVertex3f (0.25, 0.75, 0.0);
    glEnd();
    glFlush();

    UpdateTheWindowAndCheckForEvents();

}
```



E.g., wait a while

Sample code (simplistic)

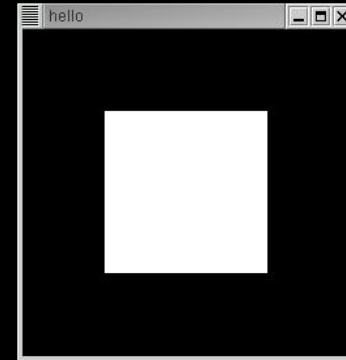
```
#include <whateverYouNeed.h>

main() {

    InitializeAWindowPlease();

    glClearColor (0.0, 0.0, 0.0, 0.0);
    glClear (GL_COLOR_BUFFER_BIT);
    glColor3f (1.0, 1.0, 1.0);
    glOrtho(0.0, 1.0, 0.0, 1.0, -1.0, 1.0);
    glBegin(GL_POLYGON);
        glVertex3f (0.25, 0.25, 0.0);
        glVertex3f (0.75, 0.25, 0.0);
        glVertex3f (0.75, 0.75, 0.0);
        glVertex3f (0.25, 0.75, 0.0);
    glEnd();
    glFlush();

    UpdateTheWindowAndCheckForEvents();
}
```



OpenGL does not do it!

Clear color = black

Do the clearing

Current color = white

Specify 3D view

Start polygon definition

List vertices

End polygon definition

Flush the buffer

E.g., wait a while

Callbacks

A callback is a reference to executable code, or a piece of executable code, that is passed as an argument to other code. This allows a lower-level software layer to call a subroutine (or function) defined in a higher-level layer.

(Wikipedia)

Sample code (2)

Uses GLUT (GL utility toolkit)

```
/*
 * Declare initial window size, position, and display mode
 * (single buffer and RGBA). Open window with "hello"
 * in its title bar. Call initialization routines.
 * Register callback function to display graphics.
 * Enter main loop and process events.
 */
int main(int argc, char** argv)
{
    glutInit(&argc, argv);           ← Initialize GLUT + OpenGL stuff
    glutInitDisplayMode (GLUT_SINGLE | GLUT_RGBA);
    glutInitWindowSize (250, 250);
    glutInitWindowPosition (100, 100);
    glutCreateWindow ("hello");
    glClearColor (0.0, 0.0, 0.0, 0.0);
    glClear (GL_COLOR_BUFFER_BIT);
    glOrtho(0.0, 1.0, 0.0, 1.0, -1.0, 1.0);
    glutDisplayFunc(display);       ← Register callback
    glutMainLoop();                 ← Enter main loop, process events
    return 0; /* ANSI C requires main to return int. */
}
```

Sample code (1)

```
/* hello.c: introductory OpenGL program. */
#include <GL/glut.h>

void display(void)
{
    /* clear all pixels */
    glClear (GL_COLOR_BUFFER_BIT);

    /* draw white polygon (rectangle) with corners at
       (0.25, 0.25, 0.0) and (0.75, 0.75, 0.0) */
    glColor3f (1.0, 1.0, 1.0);
    glBegin(GL_POLYGON);
        glVertex3f (0.25, 0.25, 0.0);
        glVertex3f (0.75, 0.25, 0.0);
        glVertex3f (0.75, 0.75, 0.0);
        glVertex3f (0.25, 0.75, 0.0);
    glEnd();

    /* don't wait! */
    glFlush ();
}
```


Introducing more callbacks

```
/*  
 * Introduce callbacks on reshape and mouse events  
*/  
  
int main(int argc, char** argv)  
{  
    glutInit(&argc, argv);  
    glutInitDisplayMode (GLUT_SINGLE | GLUT_RGB);  
    glutInitWindowSize (250, 250);  
    glutInitWindowPosition (100, 100);  
    glutCreateWindow ("hello");  
    glClearColor (0.0, 0.0, 0.0, 0.0);  
    glClear (GL_COLOR_BUFFER_BIT);  
    glOrtho(0.0, 1.0, 0.0, 1.0, -1.0, 1.0);  
    glutReshapeFunc(reshape); ← Register reshape callback  
    glutMouseFunc(mouse); ← Register mouse event callback  
    glutDisplayFunc(display); ← Register display callback  
    glutMainLoop(); ← Enter main loop, process events  
    return 0;  
}
```

Modifying the display() function

```
void display(void)
{
/* clear all pixels */
  glClear (GL_COLOR_BUFFER_BIT);

/* draw white polygon (rectangle) with corners at
(0.25, 0.25, 0.0) and (0.75, 0.75, 0.0) */
  glColor3f (1.0, 1.0, 1.0);
  glBegin(GL_POLYGON);
    glVertex3f (0.25, 0.25, 0.0);
    glVertex3f (0.75, 0.25, 0.0);
    glVertex3f (0.75, 0.75, 0.0);
    glVertex3f (0.25, 0.75, 0.0);
  glEnd();

  printf("I am drawing!\n");

  glFlush ();
}
```

Defining the mouse() function

```
void mouse(int button, int state, int x, int y)
{
    if (state == GLUT_DOWN)
        printf("Button %d pressed at x=%d, y=%d\n",
            button, x, y);
    if (state == GLUT_UP)
        printf("Button %d released at x=%d, y=%d\n",
            button, x, y);
}
```

Defining the reshape() function

```
void reshape(int w, int h)
{
    glViewport(0, 0, w, h);
    printf("New window size w=%d, h=%d\n", w, h);
}
```

callbacks.c

- Show code
- Run demo

Fundamentals of OpenGL programming

OpenGL Programming Guide:
Chapter 2

Specifying vertices

Syntax

```
void glVertex {234} {sifd} [v] (TYPEcoords);
```




number of arguments

Specifying vertices

Syntax

```
void glVertex {234} {sifd} [v] (TYPEcoords);
```



type of arguments

Specifying vertices

Syntax

```
void glVertex {234} {sifd} [v] (TYPEcoords);
```



if vector

Specifying vertices

Syntax

```
void glVertex {234} {sifd} [v] (TYPEcoords);
```



the arguments

Specifying vertices

Syntax

```
void glVertex {234} {sifd} [v] (TYPEcoords);
```

Examples

```
glVertex2s (2, 3);
```

```
glVertex3d (0.0, 0.0, 3.1415926535898);
```

```
glVertex4f (2.3, 1.0, -2.2, 2.0);
```

```
GLdouble dvect[3] = {5.0, 9.0, 1992.0};
```

```
glVertex3dv (dvect);
```

OpenGL drawing primitives

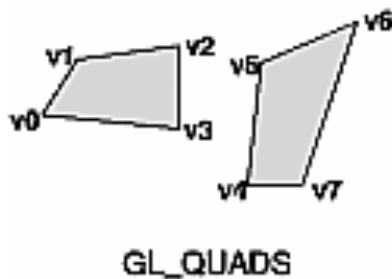
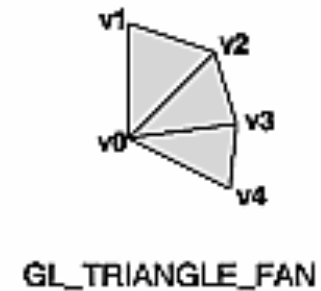
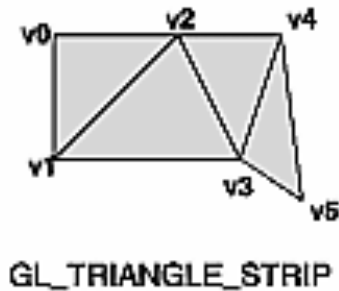
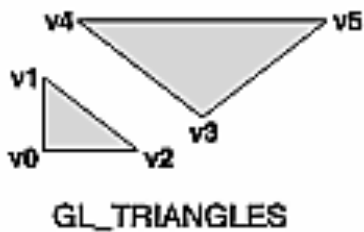
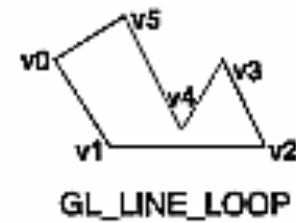
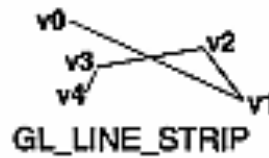
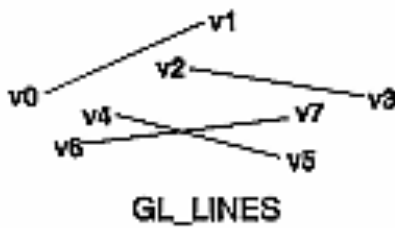
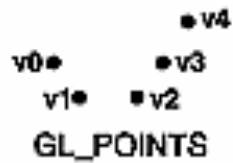


```
glBegin(GL_POLYGON);  
    glVertex2f(0.0, 0.0);  
    glVertex2f(0.0, 3.0);  
    glVertex2f(4.0, 3.0);  
    glVertex2f(6.0, 1.5);  
    glVertex2f(4.0, 0.0);  
glEnd();
```

```
glBegin(GL_POINTS);  
    glVertex2f(0.0, 0.0);  
    glVertex2f(0.0, 3.0);  
    glVertex2f(4.0, 3.0);  
    glVertex2f(6.0, 1.5);  
    glVertex2f(4.0, 0.0);  
glEnd();
```

 end of vertex-data list

OpenGL drawing primitives



Valid and invalid polygons



Valid



Invalid

A shortcut for rectangles

```
void glRect{sifd}(TYPEEx1, TYPEEy1, TYPEEx2, TYPEEy2);
```

```
void glRect{sifd}v(TYPE*v1, TYPE*v2);
```

Valid commands between glBegin() and glEnd()

glVertex*()	set vertex coordinates
glColor*()	set current color
glIndex*()	set current color index
glMaterial*()	set material properties
glEdgeFlag*()	control drawing of edges
glArrayElement()	extract vertex array data
glNormal*()	set normal vector coordinates
glTexCoord*()	set texture coordinates
glEvalCoord*()	generate coordinates
glEvalPoint*()	generate coordinates
glCallList()	execute display list
glCallLists()	execute display lists

A sample valid construct

```
#define PI 3.1415926535898
GLint circle_points = 100;
glBegin(GL_LINE_LOOP);
for (i = 0; i < circle_points; i++) {
    angle = 2*PI*i/circle_points;
    glVertex2f(cos(angle), sin(angle));
}
glEnd();
```

The end